




TECHNOPOWER

TP 2000
POWERED BY PERKINS
4016-61TRG2



Genset Model	TP 2000
Engine Model	4016-61TRG2
Alternator Model	LSA51.2 M60
Controller Model	Deep Sea 4520 MKII

PRIME RATINGS

These ratings are applicable for supplying continuous electrical power (at variable load) in lieu of commercial purchased power. There is no limitation to the annual hours of operation and this model can supply 10% Overload power for 1hour in 12 hours operation.







STANDBY RATINGS

These ratings are applicable for supplying continuous electrical power (at variable load) in the event of a utility power failure. No overload is permitted on these ratings.

OUTPUT RATINGS

		50 Hz	
		PRIME	STANDBY
KVA POWER	KVA	2000	2250
KW POWER	KW	1600	1800
RATED SPEED	r.p.m	1500	
VOLTAGE	V	230/400 240/380	

ENGINE SPECIFICATIONS

-  **Three Phase**
-  **Diesel**
-  **Water Cooled**
-  **50 Hz**
-  **55 Amps Battery Charging Alternator**
-  **24V Negative**

Manufacturer	PERKINS
Model	4016-61TRG2
Engine Type	4-stroke
Induction System	Quad Turbo charged air to water charge cooled
Bore and Stroke	160 x 190 mm
Cooling System	Water Cooled
Number of cylinders and arrangement	16/60° Vee Form
Compression Ratio	13 : 1
Circuit Breaker Type	3000A
Displacement	61.123 L





TECHNOPOWER

TP 2000

POWERED BY PERKINS
4016-61TRG2



ALTERNATOR SPECIFICATIONS

Manufacturer	Leroy Somer	Over speed (rpm)	2250
Model	LSA 52.3 S6	Voltage Regulation(steady state)	+/- 0.5%
No of Bearings	1	Wave from NEMA=TIF	50
Insulation Class	H	Wave From IEC=THF	2.0%
Wires	6	Total Harmonic Content LL/NN	4%
Ingress Protection Rating	IP23	Radiant Heat kW	76
Excitation System	AREP + PMI	Radio Interference	Suppression is in line with European Standard EN61000-6
AVR Model	D550		

■ IP23 Protection

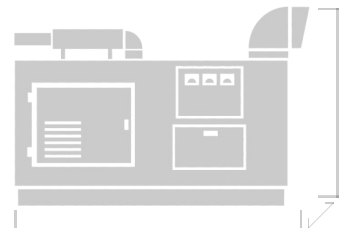
■ H Class Insulation

■ AREP+PMI Excitation System

WEIGHT AND DIMENSIONS



		OPEN	CLOSE
LENGTH	cm	645	1200
WIDTH	cm	278	240
HEIGHT	cm	354	265
WEIGHT	kg	15100	17000





TECHNOPOWER

TP 2000

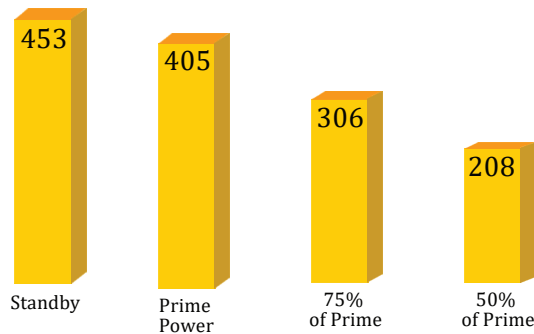
POWERED BY PERKINS
4016-61TRG2

Fuel Filter Type Replaceable Element

Recommended Fuel Class A2 Diesel

FUEL CONSUMPTION (L/hr)

50Hz



FUEL SYSTEM

EXHAUST SYSTEM

		50Hz		
EXHAUST	SILENCER TYPE	INDUSTRIAL		
	MAX. ALLOWABLE BACK PRESSURE	kPa(in Hg)	6.6(2.0)	
	SILENCER NOISE REDUCTION LEVEL	-		
		PRIME	STANDBY	
	EXHAUST GAS FLOW	m ³ /min(cfm)	475	475
	EXHAUST GAS TEMPERATURE	°C	457	489





TECHNOPOWER

TP 2000

POWERED BY PERKINS
4016-61TRG2

AIR SYSTEM

A I R	AIR FILTER TYPE		Medium Duty axial flow	
			PRIME	STANDBY
	COMBUSTION AIR FLOW	m ³ /min	158	175
MAX. COMBUSTION AIR INTAKE RESTRICTION		kPa(in H ₂ O)	1.25(5.0)	

LUBRICATION SYSTEM

Oil Filter Type	Spin-on , Full Flow	
Total Oil Capacity	L(US gal)	237 (63.0)
Oil Pan	L(US gal)	214 (56.5)
Oil Type	CH4 15W-40	

COOLING SYSTEM

50Hz

Water Pump Type	Centrifugal	
Cooling System Capacity	L	215
Radiator Fan Load	kW(hp)	90
Radiator Cooling Airflow	m ³ /min(cfm)	1260
External Restriction to Cooling Airflow	Pa(in H ₂ O)	-





TECHNO POWER

Authorized
Distributor
in UAE



DSE4520 MKII

AUTO START AND AUTO MAINS FAILURE CONTROL MODULES

(ALTERNATOR FREQUENCY & CAN SPEED SENSING)

DSE4520 MKII



KEY FEATURES

- Auto Start and AMF mode in one module (DSE4520 MKII only)
- J1939-75 support and CAN alarm ignore function
- Alternator frequency & CAN speed sensing in one variant
- Largest back-lit icon display in its class (configurable as text display)
- Heated display option
- Real time clock provides accurate event logging
- Fully configurable via the fascia or PC using USB communication
- Extremely efficient power save mode
- 3 phase generator sensing
- 3 phase mains (utility) sensing (DSE4520 MKII only)
- Compatible with 600 V ph to ph nominal systems
- Generator/load power monitoring (kW, kV A, kV Ar, pf)
- Accumulated power monitoring (kW h, kVA h, kVAR h)
- Generator overload protection (kW)
- Generator/load current monitoring and protection
- Fuel and start outputs (configurable when using CAN)
- 4 configurable DC outputs
- 5 V output
- Configurable fuel & crank outputs
- 3 configurable analogue/digital inputs

- 4 configurable digital inputs
- Configurable staged loading outputs
- 3 engine maintenance alarms
- Engine speed protection
- Engine hours counter
- Engine pre-heat
- Engine run-time scheduler
- Engine idle control for starting & stopping
- Tier 4 engine instrumentation screens
- Battery voltage monitoring
- Start on low battery voltage
- Configurable remote start input
- 1 alternative configuration
- Comprehensive warning, electrical trip or shutdown protection upon fault condition
- LCD alarm indication
- Coolant temperature pre-alarm
- Event log (50)
- Fuel solenoid pulling circuit
- On-screen line diagram on/off functionality
- Configurable CAN instrumentation (10)
- Water in fuel digital input
- Tank bund alarm digital input
- Generator at rest output
- ECU periodic wake-up for information retrieval
- Back-light power-save mode
- Adjustable delay crank timer
- Pre/post heat functionality

- Overload protection
- Mains/generator A/C system selection
- Output timer for external audible alarm
- Accommodates a wide range of senders and temperatures

KEY BENEFITS

- Ultimate size to feature ratio
- Automatically transfers between mains (utility) and generator (DSE4520 MKII only)
- Hours counter provides accurate information for monitoring and maintenance periods
- User-friendly set-up and button layout for ease of use
- Multiple parameters are monitored simultaneously which are clearly displayed on the largest back-lit icon display in its class
- The module can be configured to suit a wide range of applications
- Uses DSE Configuration Suite PC Software for simplified configuration
- Compatible with a wide range of CAN engines including Tier 4
- Licence-free PC software
- IP65 rating (with optional gasket) offers increased resistance to water ingress

SPECIFICATIONS

DC SUPPLY

CONTINUOUS VOLTAGE RATING
8 V to 35 V Continuous

CRANKING DROPOUTS

Able to survive 0 V for 50 ms, providing supply was at least 10 V before dropout and supply recovers to 5 V. This is achieved without the need for internal batteries. LEDs and backlight will not be maintained during cranking.

MAXIMUM OPERATING CURRENT
85 mA at 12 V, 96 mA at 24 V

MAXIMUM STANDBY CURRENT
51 mA at 12 V, 47 mA at 24 V

MAXIMUM SLEEP CURRENT
35 mA at 12 V, 32 mA at 24 V

MAXIMUM DEEP SLEEP CURRENT
<10 uA at 12 V, <10 uA at 24 V

MAINS (UTILITY) DSE4520 MKII ONLY

VOLTAGE RANGE
15 V to 415 V AC (Ph to N)
26 V to 719 V AC (Ph to Ph)

FREQUENCY RANGE
3.5 Hz to 75 Hz

OUTPUTS

OUTPUT A (FUEL)

10 A short term, 5 A continuous, at supply voltage

OUTPUT B (START)

10 A short term, 5 A continuous, at supply voltage

AUXILIARY OUTPUTS C, D, E & F
2 A DC at supply voltage

GENERATOR

VOLTAGE RANGE

15 V to 415 V AC (Ph to N)
26 V to 719 V AC (Ph to Ph)

FREQUENCY RANGE
3.5 Hz to 75 Hz

DIMENSIONS

OVERALL

140 mm x 113 mm x 43 mm
5.5" x 4.4" x 1.7"

PANEL CUT-OUT

118 mm x 92 mm
4.6" x 3.6"

MAXIMUM PANEL THICKNESS

8 mm
0.3"

STORAGE TEMPERATURE RANGE

-40 °C to +85 °C
-40 °F to +185 °F

OPERATING TEMPERATURE RANGE

-30 °C to +70 °C
-22 °F to +158 °F

-40 °C to +70 °C (for heated display variant)
-40 °F to +158 °F (for heated display variant)



TECHNOPOWER GENERATORS | SHARJAH INDUSTRIAL AREA2, BADR AL SAYEGH BLDG SHOP NO:1,2,3,4,5, SHARJAH, UAE

Call: +971 6 557 9794, +971 6 532 9794, Fax: +971 6557 9792, Website: www.technopowergroup.com, Email: sales@technopowergroup.com

