



# TECHNOPOWER

**FPT 600**  
POWERED BY FPT  
CR16 TE1W



Genset Model	FPT 600
Engine Model	CR16TE1W
Alternator Model	TAL047E
Controller Model	DSE 6110 MKIII



### PRIME RATINGS

These ratings are applicable for supplying continuous electrical power (at variable load) in lieu of commercial purchased power. There is no limitation to the annual hours of operation and this model can supply 10% Overload power for 1hour in 12 hours operation.






### STANDBY RATINGS

These ratings are applicable for supplying continuous electrical power (at variable load) in the event of a utility power failure. No overload is permitted on these ratings.

OUTPUT RATINGS		50Hz		60Hz	
		PRIME	STANDBY	PRIME	STANDBY
KVA POWER	KVA	600.0	660.0	621.0	686.0
KW POWER	KW	480.0	529.0	497.0	549.0
RATED SPEED	r.p.m	1500		1800	
VOLTAGE	V	230/400 240/415		110/220 220/380	

## ENGINE SPECIFICATIONS

Manufacturer	FPT
Model	CR16TE1W
Engine Type	4-stroke
Cooling System	Liquid Cooled
Bore and Stroke	141 x 170 mm
Compression Ratio	16.5 : 1
Number of cylinders and arrangement	6/ Vertical in Line
Circuit Breaker Type	3Pole MCCB
Aspiration	Turbo intercooler
Displacement	15.9 L

-  Three Phase
-  Diesel
-  Liquid Cooled
-  90 Amps Battery Charging Alternator
-  28V Negative



TECHNOPOWER FZC

Q4-94, SHARJAH AIRPORT INT'L FREEZONE (SAIF ZONE), SHARJAH, UAE.

Call: +971 6557 9794, Fax: +971 6557 9792, Email: sales@technopowergroup.com, Website: www.technopowergroup.com



# TECHNOPOWER

FPT 600  
POWERED BY FPT  
CR16 TE1W



## ALTERNATOR SPECIFICATIONS

Manufacturer	Leroy Somer	Over speed (rpm)	2250
Model	TAL047E	Voltage Regulation(steady state)	+/- 0.8%
No of Bearings	1	Waveform: NEMA = TIF	< 50
Insulation Class	H	Waveform: I.E.C. = THF	< 2%
Wires	6(12)	Winding pitch	2/3
Ingress Protection Rating	IP 23	Excitation System	SHUNT
AVR Model	R150	Radio Interference	Supression is in line with European Standard EN61000-6

IP23 Protection

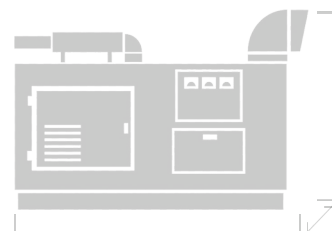
H Class Insulation

SHUNT Excitation System

## WEIGHT AND DIMENSIONS



		OPEN	CLOSE
LENGTH	mm	3600	4906
WIDTH	mm	1460	2000
HEIGHT	mm	2094	2251.8
WEIGHT	kg	3595	3741



TECHNOPOWER FZC

Q4-94, SHARJAH AIRPORT INT'L FREEZONE (SAIF ZONE), SHARJAH, UAE.

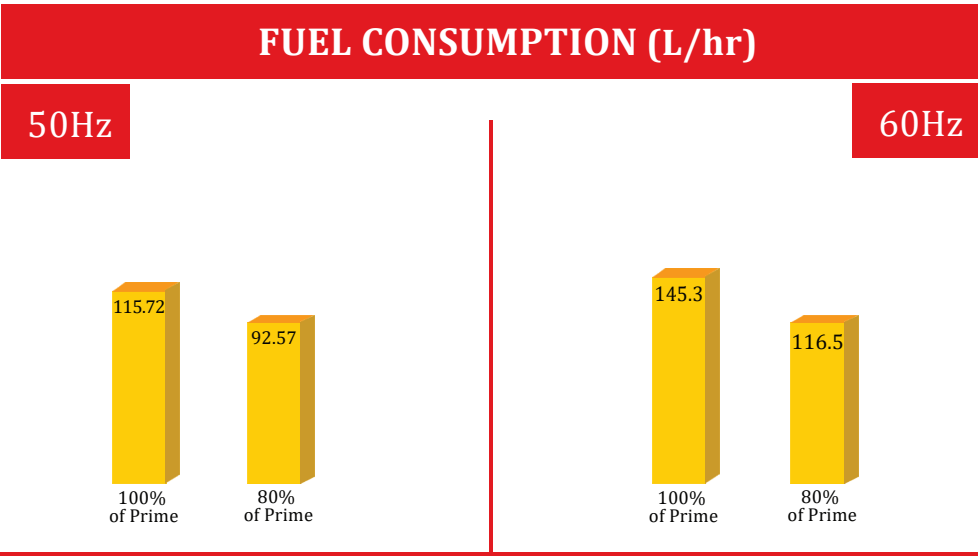
Call: +971 6557 9794, Fax: +971 6557 9792, Email: sales@technopowergroup.com, Website: www.technopowergroup.com



# TECHNOPOWER

**FPT 600**  
POWERED BY FPT  
CR16 TE1W

Fuel Filter Type	Replaceable Element
Recommended Fuel	Class A2 Diesel
Fuel Tank Capacity	800 L



**FUEL SYSTEM**

		50Hz		60Hz		
<b>EXHAUST</b>	SILENCER TYPE	INDUSTRIAL				
	SILENCER NOISE REDUCTION LEVEL	22dB		22dB		
	MAX. ALLOWABLE BACK PRESSURE	kPa(mbar)		7(70)		
		PRIME	STANDBY	PRIME	STANDBY	
	EXHAUST GAS FLOW	kg/hr	2548	2548	2853	2853
	EXHAUST GAS TEMPERATURE	°C (°F)	557(1035)	557(1035)	554(1029)	554(1029)

**EXHAUST SYSTEM**



**TECHNOPOWER FZC**

Q4-94, SHARJAH AIRPORT INT'L FREEZONE (SAIF ZONE), SHARJAH, UAE.

Call: +971 6557 9794, Fax: +971 6557 9792, Email: sales@technopowergroup.com, Website: www.technopowergroup.com



# TECHNOPOWER

**FPT 600**  
POWERED BY FPT  
CR16 TE1W

A I R	AIR FILTER TYPE		Dry			
			50Hz		60Hz	
			PRIME	STANDBY	PRIME	STANDBY
	COMBUSTION AIR FLOW	m <sup>3</sup> /hr(kg/hr)	2630(2250)	2630(2250)	2995(2560)	2995(2560)
	MAX. COMBUSTION AIR INTAKE RESTRICTION	kPa(mbar)	3.5(35)		3.5(35)	

## LUBRICATION SYSTEM

Oil Filter Type	Spin-on , Full Flow		
Total Oil Capacity	L	38.0	
Oil Pan	L	32.0	
Oil Type	ACEA E3/E5		

## COOLING SYSTEM

		50Hz	60Hz
Water Pump Type	Centrifugal		
Cooling System Capacity	L	25.5	25.5
Power Consumption	kWm	13.3	22.9
Radiator Cooling Airflow	m <sup>3</sup> /s	10.5	13.1
External Restriction to Cooling Airflow	kPa	30	30



TECHNOPOWER FZC

Q4-94, SHARJAH AIRPORT INT'L FREEZONE (SAIF ZONE), SHARJAH, UAE.

Call: +971 6557 9794, Fax: +971 6557 9792, Email: sales@technopowergroup.com, Website: www.technopowergroup.com



# TECHNOPOWER



## AUTHORISED GOLD DISTRIBUTOR



# DSE6110/20 MKIII

## AUTO START & AUTO MAINS (UTILITY) FAILURE CONTROL MODULES



DSE6110 MKIII



DSE6120 MKIII

### KEY FEATURES

- 4-line back-lit LCD text display
- Multiple display languages
- Five-key menu navigation
- LCD alarm indication
- Customisable power-up text and screen images.
- DSENet® expansion compatibility
- Data logging facility
- Internal PLC editor
- Protections disable feature
- Fully configurable via PC using USB communications
- Front panel configuration with PIN protection
- Power save mode
- 3-phase generator sensing and protection
- 3-phase mains (utility) sensing and protection (DSE6120 MKIII only)
- Automatic load transfer control (DSE6120 MKIII only)
- Generator current and power monitoring (kW, kvar, kVA, pf)
- Mains (utility) current and power monitoring (kW, kvar, kVA, pf) (DSE6120 MKIII only)
- kW overload alarm
- Over current protection
- Breaker control via fascia buttons
- Fuel and start outputs configurable when using CAN
- 6 configurable DC outputs
- 4 configurable analogue/digital inputs
- Support for 0 V to 10 V & 4 mA to 20 mA sensors
- 8 configurable digital inputs
- CAN, MPU and alternator frequency speed sensing in one variant
- Real time clock
- Manual and automatic fuel pump control
- Engine pre-heat and post-heat functions
- Engine run-time scheduler
- Engine idle control for starting & stopping
- Fuel level alarms
- 3 configurable maintenance alarms
- Compatible with a wide range of CAN engines, including Tier 4 engine support
- Uses DSE Configuration Suite PC Software for simplified configuration
- Licence-free PC software
- IP65 rating (with optional gasket) offers increased resistance to water ingress
- Configurable CAN read & transmitted information.
- 1 alternative configuration.

### KEY BENEFITS

- Automatically transfers between mains (utility) and generator (DSE6120 MKIII only) for convenience.
- Hours counter provides accurate information for monitoring and maintenance periods
- User-friendly set-up and button layout for ease of use
- Multiple parameters are monitored & displayed simultaneously for full visibility
- The module can be configured to suit a wide range of applications for user flexibility
- PLC editor allows user configurable functions to meet user specific application requirements.

### SPECIFICATIONS

#### DC SUPPLY

**CONTINUOUS VOLTAGE RATING**  
8 V to 35 V Continuous  
5 V for up to 1 minute

#### CRANKING DROPOUTS

Able to survive 0 V for 100 mS, providing supply was at least 10 V before dropout and supply recovers to 5 V. This is achieved without the need for internal batteries. LEDs and backlight will not be maintained during cranking.

#### MAXIMUM OPERATING CURRENT

260 mA at 12 V, 150 mA at 24 V

#### MAXIMUM STANDBY CURRENT

145 mA at 12 V, 85 mA at 24 V

#### CHARGE FAIL/EXCITATION RANGE

0 V to 35 V

#### GENERATOR & MAINS (UTILITY)

**VOLTAGE RANGE**  
15 V to 415 V AC (Ph to N)  
26 V to 719 V AC (Ph to Ph)

#### FREQUENCY RANGE

3.5 Hz to 75 Hz

#### MAGNETIC PICKUP

**VOLTAGE RANGE**  
+/- 0.5 V to 70 V

#### FREQUENCY RANGE

10,000 Hz (max)

#### INPUTS

**DIGITAL INPUTS A TO H**  
Negative switching

#### ANALOGUE INPUTS A & D

Configurable as:  
Negative switching digital input  
0 V to 10 V sensor  
4 mA to 20 mA sensor  
Resistive sensor

#### ANALOGUE INPUTS B & C

Configurable as:  
Negative switching digital input  
Resistive sensor

#### OUTPUTS

**OUTPUT A & B (FUEL & START)**  
10 A DC at supply voltage

#### AUXILIARY OUTPUTS C, D, E, F, G & H

2 A DC at supply voltage

#### DIMENSIONS

**OVERALL**  
216 mm x 158 mm x 43 mm  
8.5" x 6.2" x 1.5"

#### PANEL CUT-OUT

184 mm x 137 mm  
7.2" x 5.3"

#### MAXIMUM PANEL THICKNESS

8 mm  
0.3"

#### STORAGE TEMPERATURE RANGE

-40°C to +85°C  
-40 °F to +185 °F

#### OPERATING TEMPERATURE RANGE

**NON-HEATED DISPLAY VARIANT**  
-30°C to +70°C  
-22 °F to +158 °F

#### HEATED DISPLAY VARIANT

-40 °C to +70 °C  
-40 °F to +158 °F

## TECHNOPOWER FZC

Q4-94, SHARJAH INT'L AIRPORT FREEZONE (SAIF ZONE), SHARJAH, UAE.

CALL: +971 6557 9794, Fax: +971 6557 9792,

EMAIL: sales@technopowergroup.com, WEBSITE: www.technopowergroup.com



# TECHNOPOWER

## Silent Canopy




Fuel filling point with key lock



Document holder



Emergency stop button

Central lifting hook for easy lifting 

Control Panel IP55 Control panel managed by DSE 6110 MKIII controller 

**Heavy duty Engines** optimized for low fuel consumption

**Alternator** - 3phase and Single phase with AVR


**Stainless Steel Lockable handles & Hinges**

**Sound proof galvanised canopy**  65dB(A) @7m

**In-built fuel tank made of Polypropylene** with bounded base for 8hrs @full load

**Reinforced anti-rollover forklift tunnels**  for safe handling



**Easy maintenance** easily removable side part 



Fuel Inlet/Outlet



Exhaust pipes with exhaust heat wrap for high-performance and security



Galvanized metal sheet to increase strength & durability



Oil and coolant drain



Anti-vibration pads attenuate vibrations caused by the unit



Exhaust terminal pipe with tilting cap rain over